



# SATVARIO

BY KRIDHA LAMINATE

PREMIUM 1MM  
LAMINATE COLLECTION

From the house of  
**KRIDHA**

# SATVARIO

PREMIUM 1MM  
LAMINATE COLLECTION




**KRIDHA LAMINATES PVT. LTD**  
An ISO 9001:14001:18001 Certified Company  
info@kridhalam.com | www.kridhalam.com


**Factory:**  
KRIDHA LAMINATES PVT. LTD.  
Navadaban, Faridpur, Bareilly (UP)

**TOLL-FREE : 1800 274 6911**

Designed & Concept by: **BRANDSWITCH**



CONTEMPORARY *Modern*



C A R V E   Y O U R   L E G A C Y

INDIAN THOUGHT

# SATVARIO

BY KRIDHA LAMINATE

Welcome to the world of Kridha Laminates, where innovation, quality, and design converge to redefine interior spaces. Over the years, our company has carved a niche for itself as a trailblazer in the laminates & plywood industry, setting new standards & consistently exceeding customer expectations.

Kridha Laminates has undergone a transformative journey solidifying its position as a leading brand in the industry. At the heart of our success lies a commitment to adding unparalleled value to our products, ensuring they meet the diverse needs of architects, interior designers, commercial establishments, retailers, & beyond. Our comprehensive product portfolio includes the revolutionary Kridha Product 0.8mm, Door Skin, 1mm Satvario, 1mm Santorini, Plywood, Shuttering and Flush Doors - each meticulously crafted to bring a perfect blend of functionality and aesthetics to any space.

We understand that our clients seek more than just functional materials - they demand designs that inspire and products that stand the test of time. We are driven by the philosophy centered around the unwavering commitment to adding substantial value to our products. Our core belief is that our offerings should not only meet but exceed the diverse and evolving needs of our esteemed clients.

Our bemisal designs showcase a fusion of creativity and craftsmanship, making every project a masterpiece. As a leading brand in the industry, we prioritize customer satisfaction, using cutting-edge technology to deliver products that not only meet but exceed expectations. Moving forward, our primary objective remains unwavering - to continue delivering customer satisfaction through products that redefine the landscape of laminates solutions.

The brand's outspoken presence is felt in its bold approach to transforming spaces, leaving an indelible mark on the industry and reinforcing its position as a game-changer in the world of laminates and plywood.

From the house of  
**KRIDHA®**

ESTD  
—  
20  
24



FIRE RETARDANT



ANTI-DUST



TERMITE RESISTANT



EASY TO CLEAN



CHEMICAL RESISTANT



PERFECT THICKNESS



MOISTURE RESISTANT



SCRATCH RESISTANCE



ENVIRONMENT FRIENDLY



RESISTANCE TO ACID RAINS



ANTI-BACTERIAL & ANTI-FUNGAL



FEATHER TOUCH



CAN WITHSTAND EXTREME TEMP. CONDITIONS FROM -60OC TO +80OC



SUPERIOR LIGHT FASTNESS PERFORMANCE (UV RESISTANCE)

## ARCHITECT Stories



AR. KUSHAL DUTTA  
KOLKATA

I am extremely satisfied with my choice of KRIDHA Laminates. Their laminates added a touch of sophistication to my furniture. The wide array of designs allowed me to find the perfect match for my style. The durability and quality are impressive, and the customer service was excellent. I highly recommend KRIDHA Laminates for anyone seeking high-quality laminates for their furniture needs.



AR. VINOD GOWDA  
BENGALURU

"My experience with KRIDHA Laminates has been outstanding! Their furniture laminates not only showcase durability but also boast a stunning range of designs. The attention to detail and craftsmanship is evident in every piece. The customer service was exceptional, making the entire process stress-free. If you're looking for top-notch furniture laminates, I highly recommend KRIDHA Laminates for their quality and service excellence."



AR. SACHIN SHARMA  
KOTA

As an architect, my aim is to deliver new and creative ideas to clients with a commitment to quality assurance. With Kridha products we can deliver our concept as promised thanks to their innovative laminates design and high-quality plywood. They say 'Quality ki Baat Kridha ke sath', and they certainly prove it.



AR. PREKSHA ARORA  
SRI GANGANAGAR

"Laminates from Kridha have been my personal favourite since I started using them. The Solid colours are beautiful and give the surface a matte PU-like finish. The biggest advantage I find here is that you get what you see. Whichever laminates you choose in the folder, you get the exact same shade and finish. Undoubtedly, it is the best quality laminate I have come across so far."



AR. ASHU MATHUR  
AJMER

As an interior designer, I consistently rely on Kridha plywood and Laminates to enhance my projects. My clients love the diverse options and the long-lasting beauty these plywoods and laminates provide. My personal experience with Kridha Plywood and Laminates was exceptional. The plywood's strength and the laminates variety of textures allowed me to achieve a balanced and refined look in my home, reflecting both durability and style.



AR. YATENDRA SINGH PARIHAR  
JODHPUR

Kridha Laminates have a superior quality. Their Shades and grains looks natural. I am fully satisfied with Kridha laminates and recommended to all design.



AR. KARAKULA PRAKASH REDDY  
BANGALORE

Love their designs, finish and most importantly I really respect the quality they have been delivering. I have been in the interior business for so many years and I can tell you that their laminates make work easier and simpler. I only use Kridha Laminates because I totally trust their quality. Their quality speaks, and that shows in my work.



AR. PRATEEK JAIN  
ALWAR

"Kridha is a one-stop solution for many building material needs, including shuttering, doors, plywood, and laminates. As committed, they focus on providing high-quality products for a better customer experiences. We are proud to be associated with Kridha and look forward to working with them in the future."



AR. MUDIT BHANSALI  
JODHPUR

According to my Experience, KRIDHALAM Company is producing the best laminates sheets in India. The reason why I am saying this because, they have huge variety of decorative laminates, along with that it is a decorative laminates sheets that is generally used overall over wooden furniture.



AR. ANUSHKA RUNGTA  
BRAJRAJ NAGAR (ODISHA)

Kridha laminates is one of the leading laminates to be chosen by us for the project work due to its premium Designs, Color Combination and Finishing thus compelling to keep a close watch on the upcoming additions in the design.

Certificates



**Pear INDIA Presence**  
**80+** Distributors  
**16000+** Dealer Network  
**4700+** Corporate Client



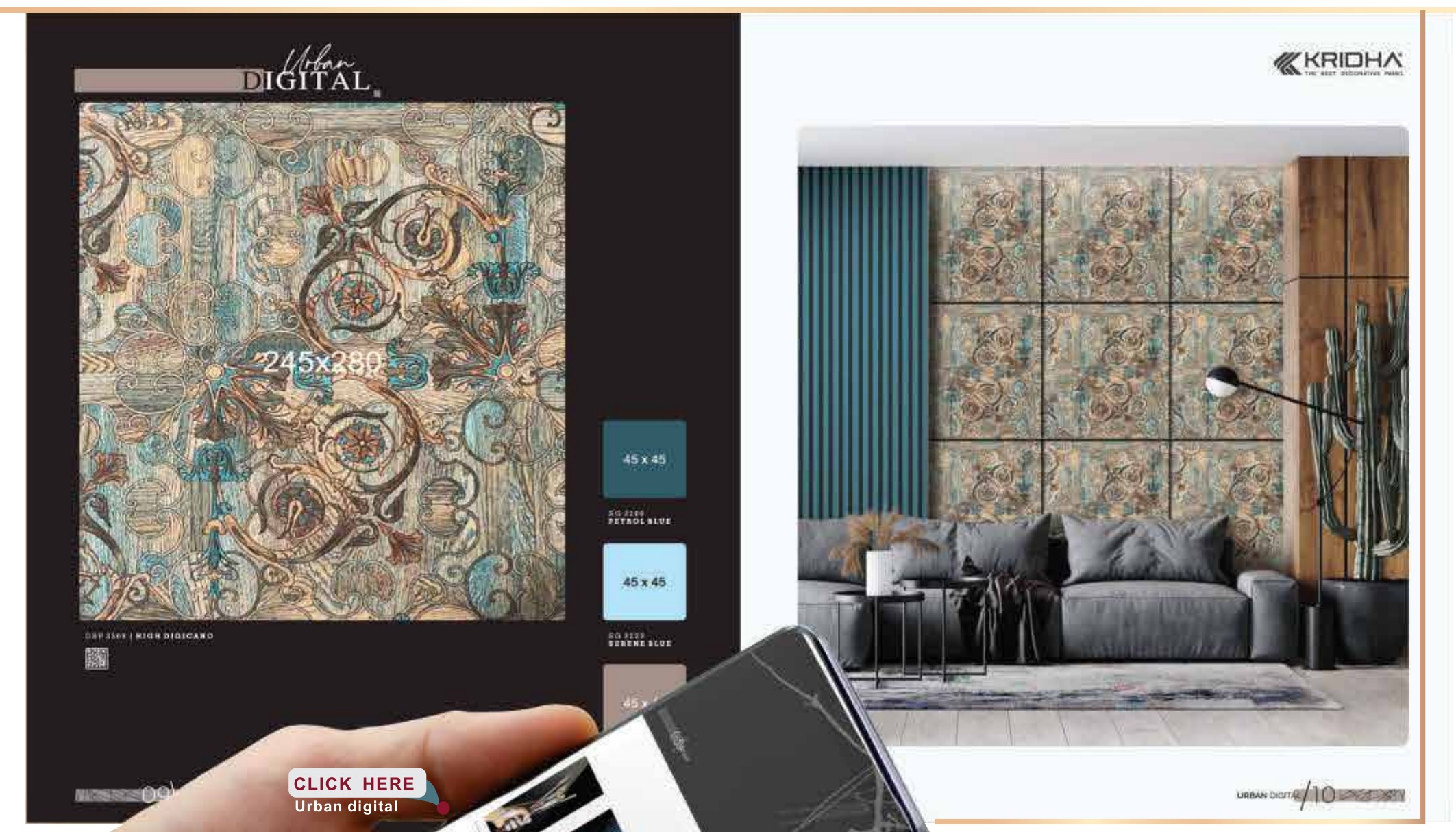
T  
N  
E  
T  
N  
O  
C

DIGITAL	-12
FLUTE MATT	-22
FLUTE GLOSS	-25
CHIFFON	-26
FIBER WOOD	-52
MOABI	-56
SUNRISE MARBLE	-40
VENEER MASTER PIECE	-45
JATOBA	-48
KOSSIPO	-51
SATVARIO GLOSS	-56
PLAIN COLORS (SG)	-75
PASTEL COLORS (SMT)	-77
ACRYLLIC GLITTER	-79
TWINKLE LUSTROUS	80
METALLIC	-81
SILKY SOLIDS	-85

FLOSS SOLIDS	-85
HENZA LEATHER	-85
POLYESTER FINISH	-84
PLAIN COLORS (SF)	-85
FOIL	-86
STONEX	-88
CRISS CROSS	-94
HEMERA	-97
LAURO PRETO	-101
FEATHER TOUCH	-105
NATURAL PRIDE	-110
OLIVERA	-114
LUSTROUS PEBLE	-117
SUCUPIRA	-118
GONGALO ALVES	-120
SUEDE FINISH	-122

This catalogue is powered with  
TOUCH & VIEW FEATURES

SCAN THE QR CODE  
FOR AN E-CATALOGUE



CLICK HERE  
Urban digital

- PLEASE CLICK ON THE SAMPLE beside the Finish Name to scroll to the specific finish page.
- CLICK ON THE HOME BUTTON return back to finish index.




TOUCH  
THE SHADE  
& SEE FULL  
SHEET VIEW

FIND THE FOLLOWING DETAILS ON SHADE TOUCH

- Full sheet view
- Application preview
- Available Textures
- Technical Details
- Option to send an enquiry






3511 | DST

3273 | PU

3287 | FT



45 W x 45 H

3287 | FT  
MORNING GLORY




45 W x 45 H

3273 | PU  
POWDER PINK

250 W x 315 H mm



3511 | DST | TORANO DIGI STONE



250 W x 250 H mm

3513 | DSP | CANE DIGICANO



3513 | DSP





250 W x 250 H mm



3512 | DSP | UNIQUE DIGI CANO



3501 | DSP

3509 | DSP | HIGH DIGI CANO

M E E R E U T T I L I T A R I A N F U N C T I O N



45 W x 45 H

3236 | FT  
UNIVERSAL GREY



45 W x 45 H

3252 | FT  
EVEREST WHITE

250 W x 315 H mm

3501 | DSP | FEBRICANO INN




250 W x 250 H mm

3509 | DSP | HIGH DIGI CANO



MEET CREATIVE  
BLEND  
*Masterpiece*  
EXCELLENCE

3509 | DSP



45 W x 45 H

3236 | FT  
UNIVERSAL GREY



45 W x 45 H

3252 | FT  
EVEREST WHITE

250 W x 315 H mm

3501 | DSP | FEBRICANO INN



Pixel  
*adipiscing*



145 W x 250 H mm



3508 | DSP | CROWN ABSTRACT



145 W x 250 H mm



3502 | DSP | CLASSIC COMPARE



3510 | DSP | CLASSICAL MATRIX



3505 | DSP | PORTARE

ESTD  
—  
20  
24



250 W x 250 H mm

3507 | DFT | ABSTRACT GREY

# Great Experience

Withstand the rigors of daily life with ease.



3021 | FM



145 W x 250 H mm



3021 | FM | LAVITO PINE



145 W x 250 H mm




3096 | FM | CARINO ALPHA



250 W x 250 H mm

 3297 | FG | RIO WHITE MARBLE




3298 | FG



145 W x 250 H mm

 3298 | FG | BIANCO MARBLE



45 W x 45 H

3276 | CF  
FOND GREY



45 W x 45 H

3287 | CF  
MORNING GLORY


250 W x 315 H mm



3295 | CF | MONT BLANC MARBLE



# MAGICAL



290 W x 250 H mm



3023 | CF | AIHAMA WOOD



290 W x 250 H mm



3097 | CF | INTORTA WOOD



*Accentuate*

P R E C I O U S M O M E N T S U N F O L D




120 W x 315 H mm

3298 | CF | BIANCO MARBLE




120 W x 315 H mm

3050 | CF | BALAN MARBLE




65 W x 150 H mm

3273 | CF  
POWDER PINK



65 W x 150 H mm

3253 | CF  
FROSTY WHITE



65 W x 150 H mm

3285 | CF  
DOVE GREY



65 W x 150 H mm

3287 | CF  
MORNING GLORY

Trend Setting



240 W x 145 H mm

3091 | FW | RICH MIRAGE



240 W x 145 H mm

3092 | FW | DARK MIRAGE



250 W x 145 H mm

3098 | FW | PAMET WOOD



250 W x 145 H mm

3096 | FW | CARINO ALPHA



3096 | FW

R E S P L E N D E N T



# Harmonious

V I B E T H A T A W A K E N S I N T E N S E F E E L I N G S



150 W x 250 H mm

225 W x 250 H mm

290 W x 250 H mm

3118 | MB | COTTAGE SOLAND



3091 | MB




225 W x 250 H mm

290 W x 250 H mm



3091 | MB | RICH MIRAGE



3092 | MB



290 W x 250 H mm



3092 | MB | DARK MIRAGE

# Wondrous

Striking the perfect equilibrium between form and function



3023 | MB



120 W x 315 H mm

3023 | MB | AIHAMA WOOD



120 W x 315 H mm

3031 | MB | CARINO MAPLE





120 W x 315 H mm

3027 | MB | ONTARIO OAK



Innovative styling ideal



3271 | FT  
FROST GREY



3279 | FT  
KHYBER BLUE

250 W x 315 H mm



3060 | SM | SATVARIO MARBLE



120 W x 145 H mm

3056 | SM | CASTER TERRAZZO




120 W x 145 H mm

3313 | SM | CANDY WHITE



120 W x 315 H mm

3087 | SM | BRAN KRAKATO



250 W x 315 H mm

3061 | SM | MOLTEN GRANITE



E V E R Y S T Y L E , N E W S T Y L E



EVERY STYLE, NEW STYLE



120 W x 120 H mm



3086 | LO | HOOKED ACACIA



120 W x 120 H mm



3081 | LO | DALTON ALPHA



120 W x 170 H mm



3085 | LO | URBAN ASH WOOD



120 W x 170 H mm



3082 | LO | FLAVIO ALPHA



120 W x 145 H mm

3090 | VM | CONGO WHITE WALNUT



120 W x 145 H mm

3089 | VM | WOOD BURST DAMASK



Extremely Extravagant  
Finishes that will surely breathe new life into every corner.

3083 | VM



250 W x 145 H mm

3083 | VM | ETERNITY LIGHT WOOD



250 W x 145 H mm

3084 | VM | ETERNITY DARK WOOD



 3034 | JB | ELEVATED WOOD



3022 | JB | DOREDOS PINE


3035 | JB | CALIFORNIA WOOD



3021 | JB | LAVITO PINE

3073 | JB | SMOKED OAK

V  
I  
S  
U  
A  
L  
A  
L  
L  
U  
R  
E



3068 | JB | TWILIGHT PINE

3031 | JB | CARINO MAPLE



3020 | KP | COLUMBIAN CADIZ



3024 | KP | MISTY OAK




3026 | KP | TROPICAL OAK



3076 | KP | WHITE BUCK TEAK

120 W x 145 H mm



Surface stories unveil personality with decorative touches.

# F I N E S S E



3074 | KP | CYLINDRICAL OAK

120 W x 315 H mm



3064 | KP | SMOKED TRAVERTINE

120 W x 315 H mm







# Foster *relaxation*



150 W x 250 H mm



225 W x 250 H mm



290 W x 250 H mm



3298 | SG | BIANCO MARBLE



3297 | SG



225 W x 250 H mm




290 W x 250 H mm



3297 | SG | RIO WHITE MARBLE

# Foster *relaxation*



290 W x 250 H mm




3295 | SG | MONT BLANC MARBLE



250 W x 145 H mm

3071 | SG | GREY GOOSE



250 W x 145 H mm

3061 | SG | MOLTEN GRANITE



250 W x 315 H mm

3296 | SG | GREY WILLIAM MARBLE

*Flexibility*

Intricate detailing of marble veining



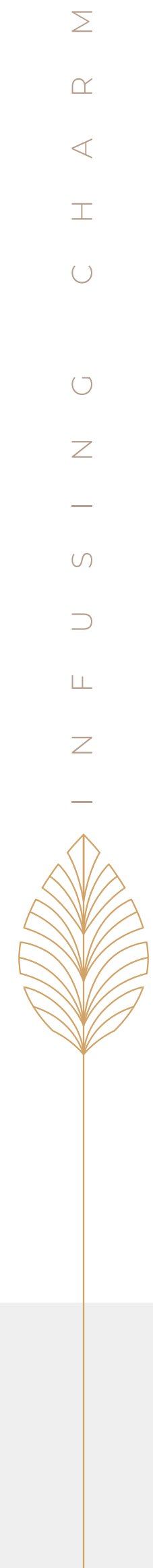
3060 | SG | SATVARIO MARBLE



3072 | SG | CALACATTA MARBLE



3095 | SG



3094 | SG

M  
R  
A  
H  
C  
G  
N  
I  
S  
U  
F  
N  
I



250 W x 250 H mm

 3095 | SG | ELEVATED VICTOR



250 W x 250 H mm

 3094 | SG | ELEVATED JATOVA

TRULY  
*Imaginative*



3097 | SG



145 W x 250 H mm



3097 | SG | INTORTA WOOD



145 W x 250 H mm



3096 | SG | CARINO ALPHA





120 W x 120 H mm

3068 | SG | TWILIGHT PINE



120 W x 120 H mm

3069 | SG | DESERT PINE



120 W x 170 H mm

3086 | SG | HOOKED ACACIA



120 W x 170 H mm

3085 | SG | URBAN ASH WOOD

ENRICH YOUR SPACE WITH EXQUISITE DESIGN FLAIR



120 W x 315 H mm

3098 | SG | PAMET WOOD



120 W x 315 H mm

3093 | SG | APEX WOOD



250 W x 145 H mm

3075 | SG | ZAMBIAN WOOD




120 W x 145 H mm

3090 | SG | CONGO WHITE WALNUT



120 W x 145 H mm

3033 | SG | MONTANA WALNUT



120 W x 145 H mm

3089 | SG | WOOD BURST DAMASK



120 W x 145 H mm

3088 | SG | CANGO VERTICAL WALNUT



250 W x 145 H mm


3023 | SG | AIHAMA WOOD

*Effortless*

Offering unmatched versatility and adaptability



3022 | SG | DOREDOS PINE



3073 | SG | SMOKED TEAK



3034 | SG | ELEVATED WOOD



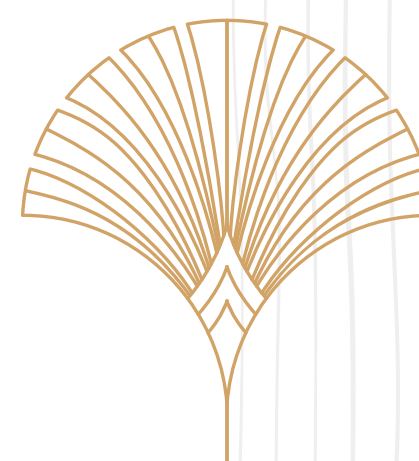
3035 | SG | CALIFORNIA WOOD



3118 | SG | COTTAGE SOLAND



3057 | SG | ORCHARD DELIGHT



3074 | SG | CYLINDRICAL OAK



3031 | SG | CARINO MAPLE



120 W x 145 H mm

3027 | SG | ONTARIO OAK



120 W x 315 H mm

3020 | SG | COLUMBIAN CADIZ



120 W x 145 H mm

3087 | SG | BRAN KRAKATO

U  
N  
I  
Q  
U  
E  
  
T  
E  
X  
T  
U  
R  
E  
S  
  
*Indigenous*



120 W x 315 H mm

3026 | SG | TROPICAL OAK



120 W x 145 H mm

3051 | SG | MISTY DREAM MARBLE



120 W x 145 H mm

3050 | SG | BALAN MARBLE



120 W x 145 H mm

3070 | SG | BLACK FLORENCE



120 W x 145 H mm

3058 | SG | TRITON MARBLE



3114 | SG



115 W x 240 H mm

3114 | SG | DUTCH KOAWOOD




115 W x 240 H mm


3066 | SG | WYCH KOAWOOD



3274 | SG  
COLD WHITE



3252 | SG  
EVEREST WHITE



3288 | SG  
EGG WHITE



3253 | SG  
FROSTY WHITE



3254 | SG  
IVORY



3236 | SG  
UNIVERSAL GREY



3277 | SG  
MODERN GREY



3267 | SG  
CHARCOAL



3271 | SG  
FROST GREY



3265 | SG  
LIGHT BEIGE



3264 | SG  
LEMON YELLOW



3273 | SG  
POWDER PINK



3212 | SG  
SPLENDID BEIGE




3215 | SG  
CAPPUCCINO




3217 | SG  
MOSS GREEN



3272 | SG  
ACASIA GREEN



3223 | SG  
SERENE BLUE



3276 | SG  
FOND GREY



3266 | SG  
PETROL BLUE



3228 | SG  
BLACK CURRENT



3225 | SG  
DARK GREY



3283 | SG  
SMOKED SALMON



3282 | SG  
VIOLET



3284 | SG  
NUTMEG



3287 | SG  
MORNING GLORY



3281 | SG  
OCEAN BLUE



3279 | SG  
KHYBER BLUE



3280 | SG  
DESIRE BLUE



3286 | SG  
HERSHAY GREY



3285 | SG  
DOVE GREY



3278 | SG  
ENGLISH GREEN



PASTEL COLORS (SILKY MATT)



80 W x 120 H mm

3282 | FT  
VOILET




80 W x 120 H mm

3280 | FT  
DESIRE BLUE



80 W x 120 H mm

3286 | FT  
HERSHEY GREY




80 W x 120 H mm

3283 | FT  
SMOKED SALMON



80 W x 120 H mm

3281 | FT  
OCEAN BLUE




80 W x 120 H mm

3284 | FT  
NUTMEG


SATVARIO

FROM KRIDHA LAMINATE




80 W x 80 H mm

3274 | FT  
COLD WHITE




80 W x 80 H mm

3253 | FT  
FROSTY WHITE




80 W x 80 H mm

3285 | FT  
DOVE GREY




80 W x 80 H mm

3273 | FT  
POWDER PINK




80 W x 80 H mm

3276 | FT  
FOND GREY




80 W x 80 H mm

3271 | FT  
FROST GREY




80 W x 80 H mm

3287 | FT  
MORNING GLORY



80 W x 80 H mm

3279 | FT  
KHYBER BLUE



80 W x 80 H mm

3278 | FT  
ENGLISH GREEN

PLAIN COLORS



**ACRYLIC**  
*glitter*


A mesmerizing play of  
brilliance that adds an  
instant touch of glamour to  
any room.

W x L

20 H x

80 V

mm



3253 | TL  
FROSTY WHITE



3215 | TL  
CAPPUCCINO



3099 | FT TL  
BLACK



3253 | FT TL  
FROSTY WHITE

*Sparkle*

OPULENT  
HOME  
DECOR



§ ACRYLIC GLITTER



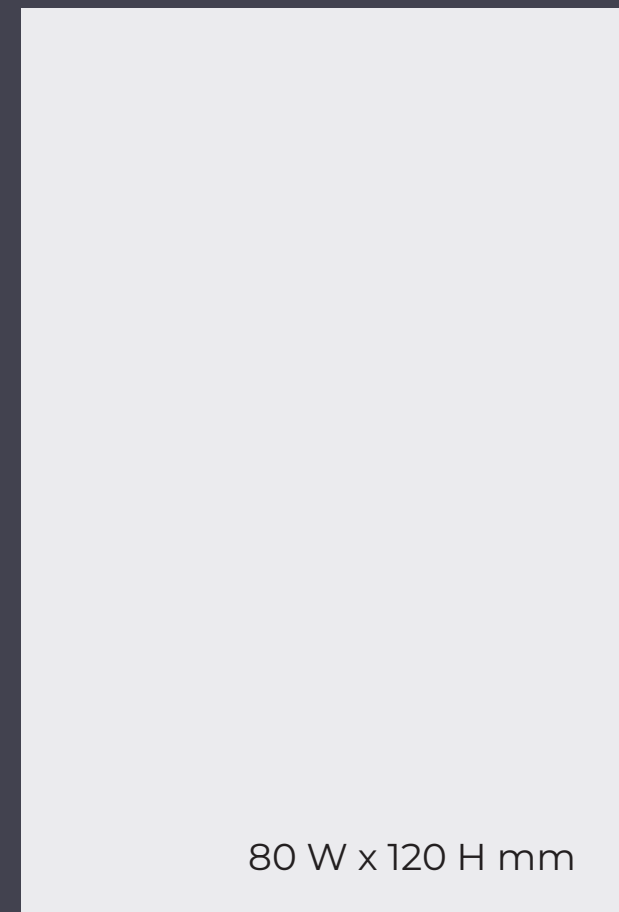
80 W x 120 H mm

3912 | AG | PIGEON GREY



80 W x 120 H mm

3915 | AG | RUSSETT



80 W x 120 H mm

3911 | AG | PEARL WHITE



80 W x 120 H mm

3914 | AG | PERFECT BEIGE



80 W x 120 H mm

3913 | AG | GRAPHITE GREY




80 W x 120 H mm

3916 | AG | SUMMER GREY

§ TWINKLE LUSTROUS

SATVARIO  
FROM KRIDHA LAMINATE




65 W x 140 H mm

3253 | TL  
FROSTY WHITE



65 W x 140 H mm

3215 | TL  
CAPPUCCINO



65 W x 140 H mm

3099 | FT TL  
BLACK



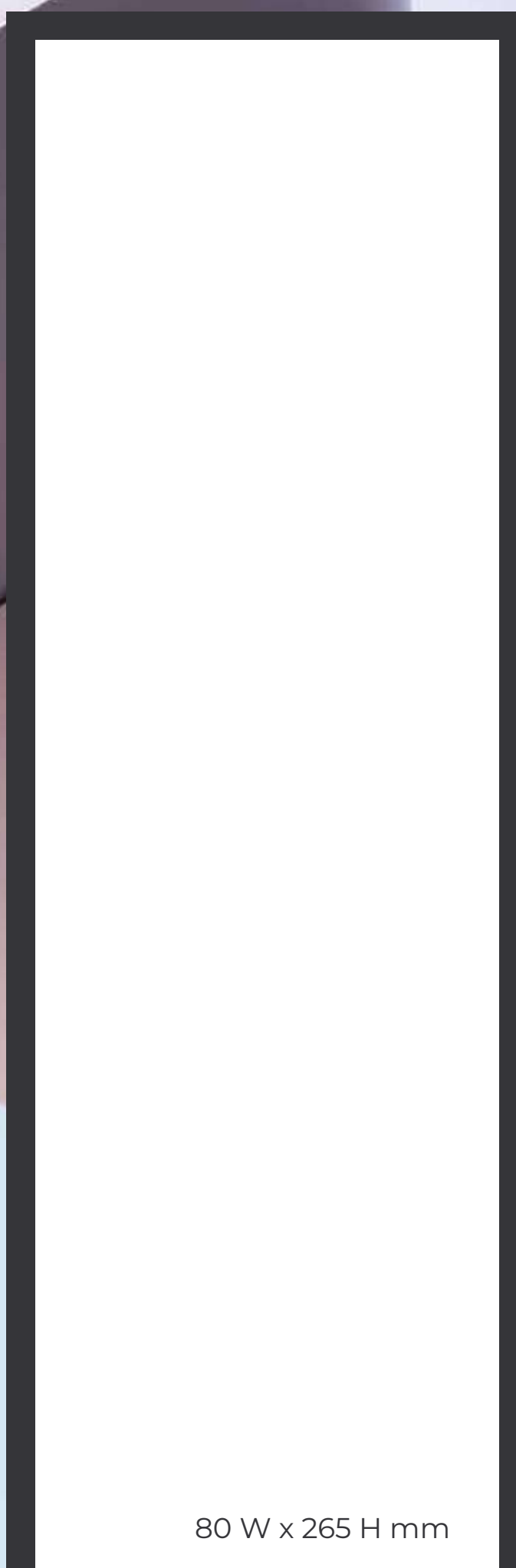
65 W x 140 H mm

3253 | FT TL  
FROSTY WHITE

*Sparkle*

OPULENT  
HOME  
DECOR


# METALLIC



80 W x 265 H mm


 3313 | SG | CANDY WHITE

COMMAND ATTENTION AND INSPIRE AWE



80 W x 120 H mm

 3314 | SG | ALMOND GREY



80 W x 120 H mm

 3312 | SG | ALMOND BEIGE



80 W x 120 H mm

 3311 | SG | SLATE GREY



80 W x 120 H mm

 3315 | SG | SAND BROWN



80 W x 120 H mm

 3316 | SG | SILVER COIN

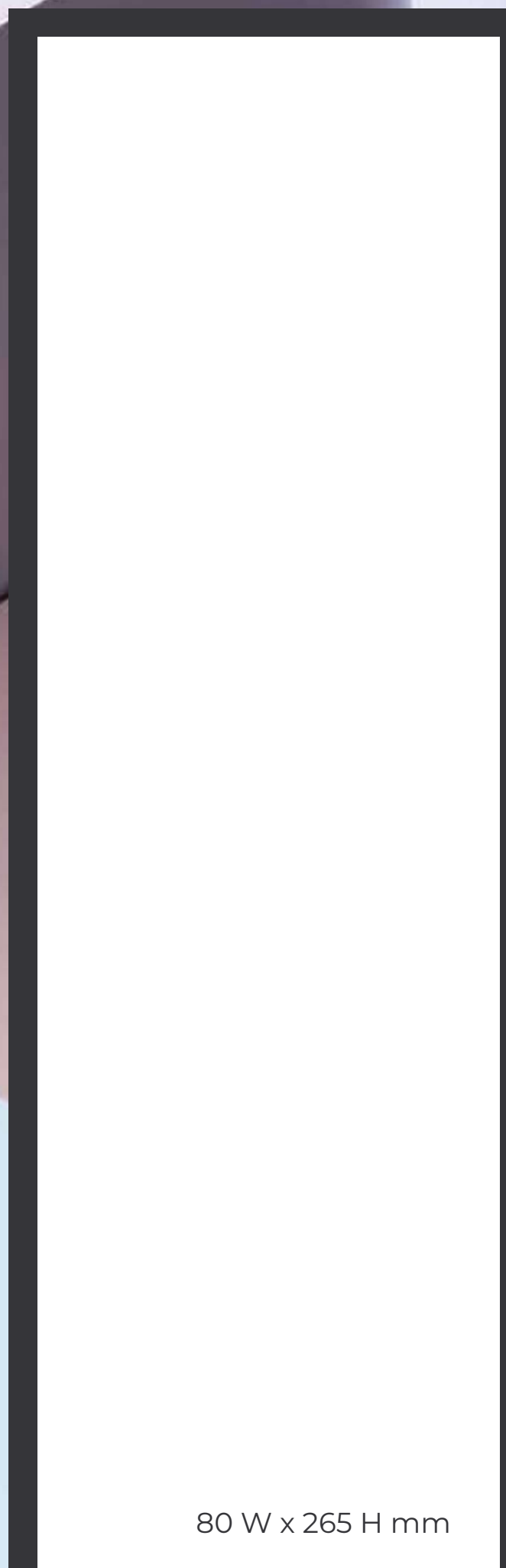


80 W x 120 H mm

 3317 | SG | FORGED GREEN

# METALLIC

UNPARALLELED  
VERSATILITY TO  
SUIT ANY DESIGN  
VISION.




3313 | SG | CANDY WHITE  
80 W x 265 H mm

COMMAND ATTENTION AND INSPIRE AWE



3314 | SG | ALMOND GREY  
80 W x 120 H mm



3312 | SG | ALMOND BEIGE  
80 W x 120 H mm



3311 | SG | SLATE GREY  
80 W x 120 H mm



3315 | SG | SAND BROWN  
80 W x 120 H mm




3316 | SG | SILVER COIN  
80 W x 120 H mm



3317 | SG | FORGED GREEN  
80 W x 120 H mm

## SILKY SOLIDS



65 W x 80 H mm

3253 | SK  
FROSTY WHITE



65 W x 80 H mm

3267 | SK  
CHARCOAL



65 W x 80 H mm


3212 | SK  
SPLENDID BEIGE



65 W x 80 H mm


3225 | SK  
DARK GREY

## FLOSS SOLIDS



80 W x 80 H mm

3253 | FL  
FROSTY WHITE



80 W x 80 H mm

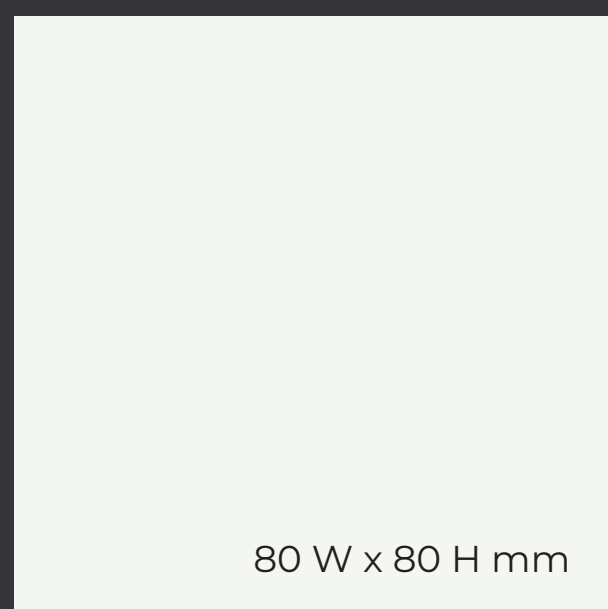
3236 | FL  
UNIVERSAL GREY



80 W x 80 H mm

3265 | FL  
LIGHT BEIGE

## HENZA LEATHER



80 W x 80 H mm

3313 | HL  
CANDY WHITE



80 W x 80 H mm

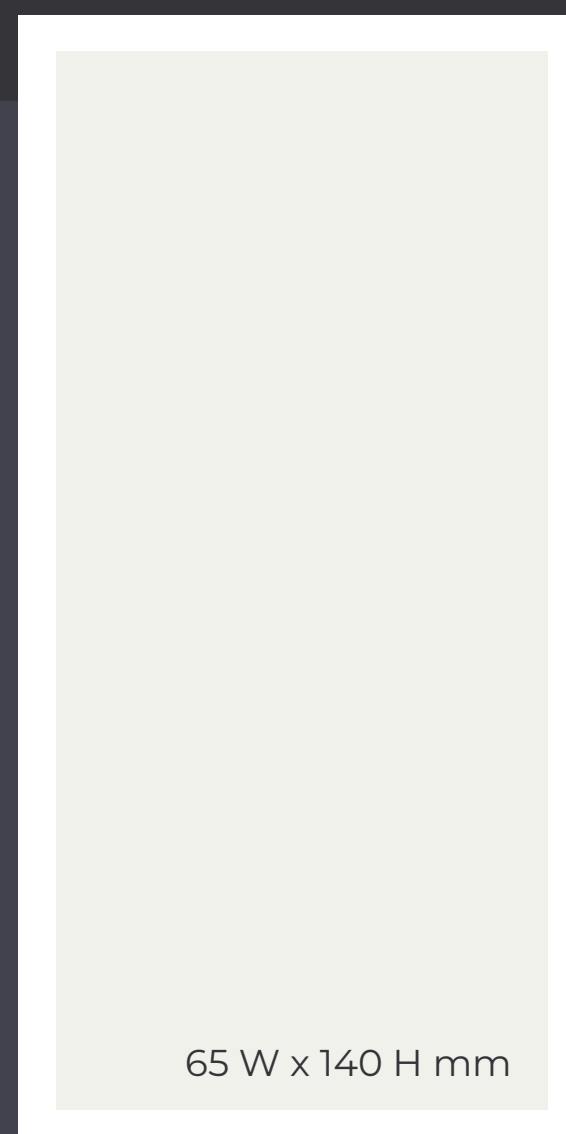
3311 | HL  
SLATE GREY



80 W x 80 H mm


3315 | HL  
SAND BROWN

## POLYESTER FINISH




65 W x 140 H mm

3252 | PU  
EVEREST WHITE



65 W x 140 H mm

3273 | PU  
POWDER PINK



65 W x 140 H mm

3285 | PU  
DOVE GREY



65 W x 140 H mm


3286 | PU  
HERSHEY GREY

AN EXTENSIVE ELECTION OF TEXTURES


# SUEDE FINISH




3274 | SF  
COLD WHITE



3252 | SF  
EVEREST WHITE



3253 | SF  
FROSTY WHITE



3254 | SF  
IVORY




3273 | SF  
POWDER PINK



3265 | SF  
LIGHT BEIGE



3212 | SF  
SPLENDID BEIGE



3215 | SF  
CAPPUCCINO



3255 | SF  
DARK BEIGE



3225 | SF  
DARY GREY



3236 | SF  
UNIVERSAL GREY



3271 | SF  
FROST GREY



3276 | SF  
FOND GREY



3277 | SF  
MODERN GREY



3272 | SF  
ACASIA GREEN



3266 | SF  
PETROL BLUE



3275 | SF  
BLACK



3267 | SF  
CHARCOAL



3228 | SF  
BLACK CURRENT


45 W x 45 H

# FOIL


Create effortlessly chic space with eye-catching patterns and minimalist aesthetics.




3901 | FO  
FOIL SILVER



3902 | FO  
FOIL GOLD



3903 | FO  
FOIL COPPER



3904 | FO  
FOIL BRONZE

80 W x 80 H mm



X

E

N



T

S

CREATING A  
COMFORTABLE  
AND WELCOMING  
ENVIRONMENT,  
ULTIMATELY  
MAKING YOUR  
SPACE THE BEST



3295 | ST

SATVARIO  
FROM KRIDHA LAMINATE



250 W x 315 H mm



3295 | ST | MONT BLANC MARBLE

EXPERIENCE OF TACTILE BRILLIANCE



145 W x 250 H mm

3297 | ST | RIO WHITE MARBLE



145 W x 250 H mm

3298 | ST | BIANCO MARBLE



3297 | ST



250 W x 250 H mm

EXPERIENCE OF TAC



145 W x 250 H mm



3297 | ST | RIO WHITE MARBLE



3060 | ST



250 W x 250 H mm

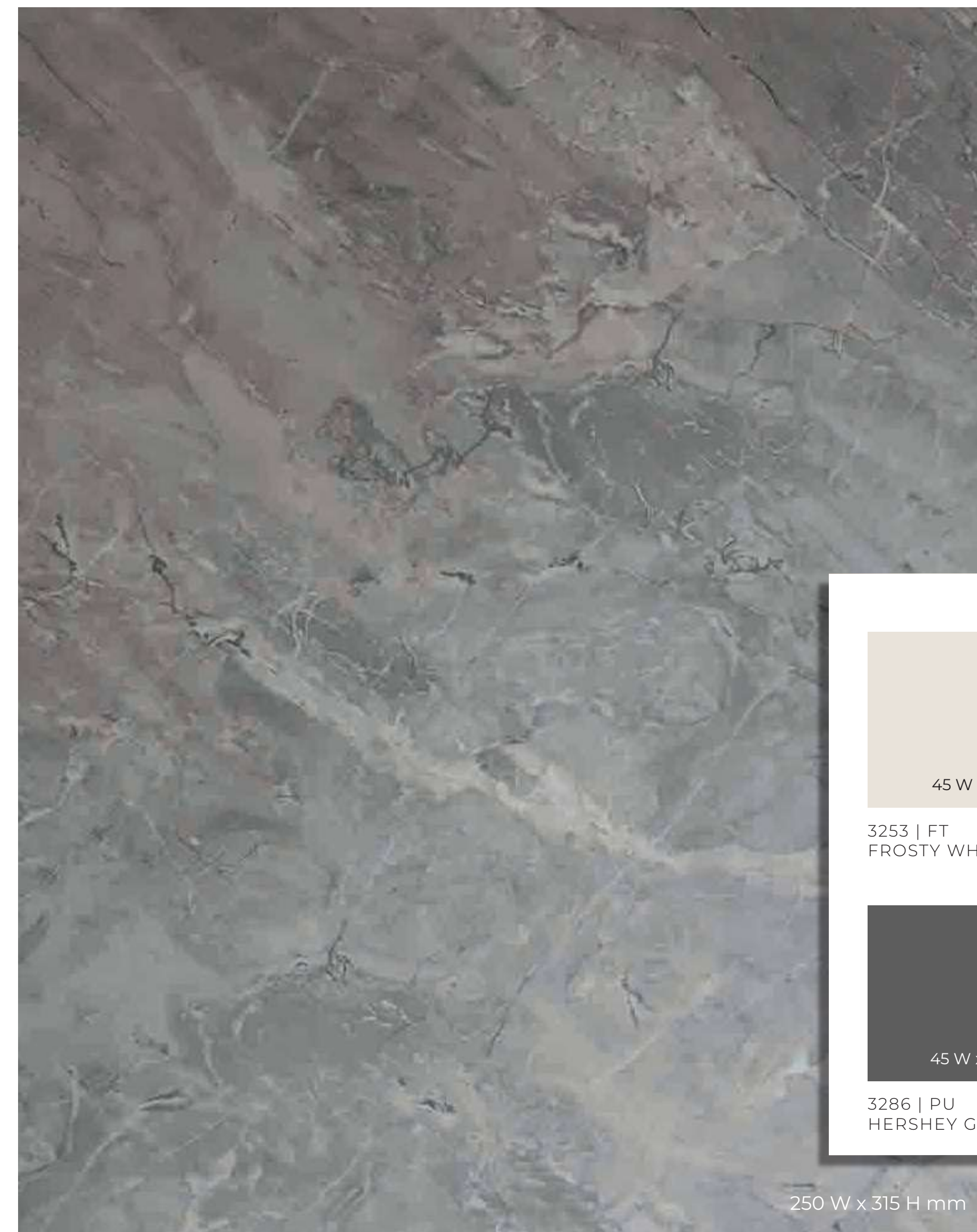


3060 | ST | SATVARIO MARBLE





3296 | ST



45 W x 45 H

3253 | FT  
FROSTY WHITE

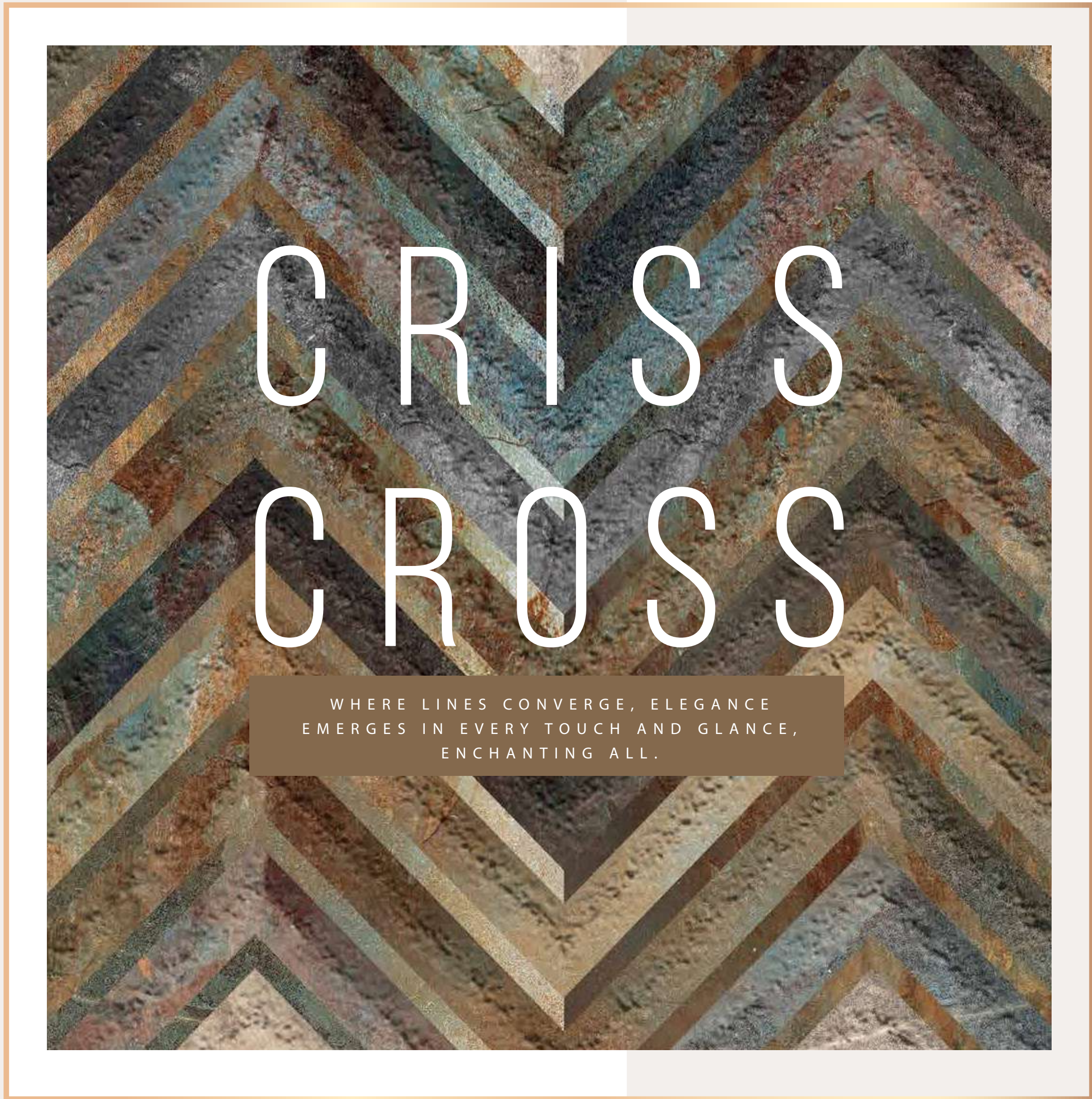


45 W x 45 H

3286 | PU  
HERSHEY GREY

250 W x 315 H mm

3296 | ST | GREY WILLIAM MARBLE



145 W x 250 H mm



3085 | CC | URBAN ASHWOOD



145 W x 250 H mm



3086 | CC | HOOKED ACACIA

# MODERN *design*



120 W x 145 H mm



3253 | CC | FROSTY WHITE



120 W x 145 H mm




3272 | CC | ACASIA GREEN



120 W x 250 H mm



3280 | CC | DESIRE BLUE



250 W x 315 H mm

3918 | AG  
FLUTED BEIGE



3271 | CC | FROST GREY

MOD  
des




120 W x 145 H mm

3253 | CC | FROSTY WHITE



3271 | CC

GLAMOROUS GRACE



45 W x 45 H

3917 | AG  
FLUTED GREY



45 W x 45 H

3918 | AG  
FLUTED BEIGE



250 W x 315 H mm

3271 | CC | FROST GREY

UNIQUE



225 W x 250 H mm



3072 | HA | CALACATTA MARBLE



290 W x 250 H mm



3060 | HA | SATVARIO MARBLE



120 W x 145 H mm

3055 | HA | VENICE TERRAZZO



120 W x 145 H mm

3056 | HA | CASTER TERRAZZO




120 W x 145 H mm

3050 | HA | BALAN MARBLE



120 W x 145 H mm

3051 | HA | MISTY DREAM MARBLE




DON'T SETTLE FOR ORDINARY



250 W x 145 H mm

3071 | HA | GREY GOOSE



250 W x 145 H mm

3061 | HA | MOLTEN GRANITE



120 W x 120 H mm

3022 | LT | DOREDOS PINE



120 W x 170 H mm

3073 | LT | SMOKED TEAK



3026 | LT



145 W x 250 H mm

3026 | LT | TROPICAL OAK




145 W x 250 H mm

3074 | LT | CYLINDRICAL OAK



120 W x 120 H mm

3069 | LT | DESIRE PINE



120 W x 120 H mm

3033 | LT | MONTANA WALNUT



120 W x 170 H mm

3021 | LT | LAVITO PINE



120 W x 170 H mm

3035 | LT | CALIFORNIA WOOD

*Intrinsic*

Creating Beauty Through  
Delicate Splendor



250 W x 315 H mm

3068 | LT | TWILIGHT PINE





120 W x 145 H mm

3071 | FT | GREY GOOSE



120 W x 145 H mm

3051 | FT | MISTY DREAM MARBLE



120 W x 145 H mm

3050 | FT | BALAN MARBLE




120 W x 145 H mm

3060 | FT | SATVARIO MARBLE



120 W x 315 H mm

3297 | FT | RIO WHITE MARBLE



120 W x 145 H mm

3298 | FT | BIANCO MARBLE



120 W x 145 H mm

3296 | FT | GREY WILLIAM MARBLE

FEATHER TOUCH



120 W x 145 H mm

3081 | FT | DALTON ALPHA



120 W x 145 H mm

3082 | FT | FLAVIO ALPHA

Velvety  
Smooth

Texture that tantalizes the senses with its luxurious feel



3095 | FT




250 W x 145 H mm

3095 | FT | ELEVATED VICTOR



250 W x 145 H mm

3094 | FT | ELEVATED JATOVA



45 W x 45 H

3285 | FT  
DOVE GREY



45 W x 45 H

3284 | FT  
NUTMEG



3053 | NP | ROCKING CALLISTO

T H E S O O T H I N G B E A U T Y O F N A T U R E



145 W x 250 H mm

3031 | NP | CARINO MAPLE



145 W x 250 H mm

3023 | NP | AIHAMA WOOD



3068 | NP



120 W x 120 H mm

3021 | NP | LAVITO PINE




120 W x 170 H mm

3068 | NP | TWILIGHT PINE

# TRANQUIL



3057 | OV




290 W x 250 H mm

 3057 | OV | ORCHARD DELIGHT



120 W x 120 H mm

3252 | OV | EVEREST WHITE



120 W x 315 H mm

3034 | OV | ELEVATED WOOD



120 W x 170 H mm

3033 | OV | MONTANA WALNUT



120 W x 120 H mm

3058 | OV | TRITON MARBLE



120 W x 170 H mm

3114 | OV | DUTCH KOAWOOD




120 W x 315 H mm

3066 | OV | WYCH KOAWOOD



120 W x 145 H mm

3114 | PL | DUTCH KOAWOOD




120 W x 145 H mm

3066 | PL | WYCH KOAWOOD





3056 | SP

3114 | PL



*Exclusive*



120 W x 315 H mm

3056 | SP | CASTER TERRAZZO



3034 | GA

GET READY TO  
EXPERIENCE A  
NEW  
DIMENSION OF  
DECOR.

GA




120 W x 145 H mm

3057 | GA | ORCHARD DELIGHT



120 W x 145 H mm

3252 | GA | EVEREST WHITE



250 W x 145 H mm

3034 | GA | ELEVATED WOOD



DEFINING Brilliance



3091 | SF



120 W x 120 H mm



3091 | SF | RICH MIRAGE



120 W x 170 H mm



3098 | SF | PAMET WOOD



120 W x 315 H mm



3093 | SF | APEX WOOD

DESIGN DREAMS MANIFEST IN EVERY CORNER





120 W x 120 H mm

3092 | SF | DARK MIRAGE



120 W x 120 H mm

3034 | SF | ELEVATED WOOD



120 W x 120 H mm

3033 | SF | MONTANA WALNUT



120 W x 120 H mm

3023 | SF | AIHAMA WOOD



120 W x 170 H mm

3118 | SF | COTTAGE SOLAND



120 W x 170 H mm

3057 | SF | ORCHARD DELIGHT



120 W x 170 H mm

3077 | SF | LIGHT CAIRO



120 W x 170 H mm

3078 | SF | DARK CAIRO



120 W x 145 H mm

3096 | SF | CARINO ALPHA



120 W x 145 H mm

3076 | SF | WHITE BUCK TEAK



120 W x 145 H mm

3082 | SF | FLAVIO ALPHA




120 W x 145 H mm

3081 | SF | DALTON ALPHA


SUIT EVERY AESTHETIC PREFERENCE

*Flexibility*



120 W x 145 H mm

3024 | SF | MISTY OAK



120 W x 145 H mm

3069 | SF | DESIRE PINE



120 W x 145 H mm

3086 | SF | HOOKED ACACIA



120 W x 145 H mm

3085 | SF | URBAN ASH WOOD



120 W x 145 H mm

3083 | SF | ETERNITY LIGHT WOOD



120 W x 145 H mm

3084 | SF | ETERNITY DARK WOOD



120 W x 145 H mm

3022 | SF | DOREDOS PINE



120 W x 145 H mm

3073 | SF | SMOKED TEAK

T H E B E A U T Y O F S I M P L I C I T Y



120 W x 145 H mm

3021 | SF | LAVITO PINE



120 W x 145 H mm

3068 | SF | TWILIGHT PINE



120 W x 145 H mm

3090 | SF | CONGO WHITE WALNUT



120 W x 145 H mm

3088 | SF | CONGO VERTICAL WALNUT



120 W x 145 H mm

3089 | SF | WOOD BURST DAMASK



120 W x 145 H mm

3035 | SF | CALIFORNIA WOOD



120 W x 145 H mm


3027 | SF | ONTARIO OAK



120 W x 145 H mm

3031 | SF | CARINO MAPLE

ENDLESS ARRAY



120 W x 145 H mm

3051 | SF | MISTY DREAM MARBLE



120 W x 145 H mm

3050 | SF | BALAN MARBLE



120 W x 145 H mm

3055 | SF | VENICE TERRAZZO



120 W x 145 H mm

3056 | SF | CASTER TERRAZZO

DESIGN NUMBER	DESIGN NAME	FINISH NAME	PAGE NO.
3020	COLUMBIAN CADIZ	KP	51
3020	COLUMBIAN CADIZ	SG	71
3021	LAVITO PINE	FM	22
3021	LAVITO PINE	JB	49
3021	LAVITO PINE	LT	103
3021	LAVITO PINE	NP	112
3021	LAVITO PINE	SF	128
3022	DOREDOS PINE	JB	49
3022	DOREDOS PINE	SG	69
3022	DOREDOS PINE	LT	101
3022	DOREDOS PINE	SF	127
3023	AIHAMA WOOD	CF	27
3023	AIHAMA WOOD	MB	37
3023	AIHAMA WOOD	SC	68
3023	AIHAMA WOOD	NP	111
3023	AIHAMA WOOD	SF	124
3024	MISTY OAK	KP	51
3024	MISTY OAK	SF	126
3026	TROPICAL OAK	KP	51
3026	TROPICAL OAK	SG	72
3026	TROPICAL OAK	LT	102
3027	ONTARIO OAK	MB	38
3027	ONTARIO OAK	SG	71
3027	ONTARIO OAK	SF	129
3031	CARINO MAPLE	MB	38
3031	CARINO MAPLE	JB	50
3031	CARINO MAPLE	SG	70
3031	CARINO MAPLE	NP	111
3031	CARINO MAPLE	SF	129
3033	MONTANA WALNUT	SG	67
3033	MONTANA WALNUT	LT	103
3033	MONTANA WALNUT	OV	115
3033	MONTANA WALNUT	SF	124
3034	ELEVATED WOOD	JB	48
3034	ELEVATED WOOD	SG	70
3034	ELEVATED WOOD	OV	115
3034	ELEVATED WOOD	CA	120
3034	ELEVATED WOOD	SF	123
3035	CALIFORNIA WOOD	JB	49
3035	CALIFORNIA WOOD	SG	70
3035	CALIFORNIA WOOD	LT	103
3035	CALIFORNIA WOOD	SF	129
3050	BALAN MARBLE	CF	30
3050	BALAN MARBLE	SG	72
3050	BALAN MARBLE	HA	99
3050	BALAN MARBLE	FT	105
3050	BALAN MARBLE	SF	130
3051	MISTY DREAM MARBLE	SG	72
3051	MISTY DREAM MARBLE	HA	99
3051	MISTY DREAM MARBLE	FT	105
3051	MISTY DREAM MARBLE	SF	130
3053	ROCKING CALLISTO	NP	110
3055	VENICE TERRAZZO	HA	99
3055	VENICE TERRAZZO	SF	130
3056	CASTER TERRAZZO	SM	41
3056	CASTER TERRAZZO	HA	99
3056	CASTER TERRAZZO	SP	118
3056	CASTER TERRAZZO	SF	130
3057	ORCHARD DELIGHT	SG	69
3057	ORCHARD DELIGHT	OV	114
3057	ORCHARD DELIGHT	CA	120
3057	ORCHARD DELIGHT	SF	123
3058	TRITON MARBLE	SG	73
3058	TRITON MARBLE	OV	116
3060	SATVARIO MARBLE	SM	40
3060	SATVARIO MARBLE	SG	60
3060	SATVARIO MARBLE	ST	90
3060	SATVARIO MARBLE	HA	98
3060	SATVARIO MARBLE	FT	105
3061	MOLTEN GRANITE	SM	42
3061	MOLTEN GRANITE	SG	57
3061	MOLTEN GRANITE	HA	100
3064	SMOKED TRAVERTINE	KP	52
3066	WYCH KOAWOOD	SG	74
3066	WYCH KOAWOOD	OV	116
3066	WYCH KOAWOOD	PL	117
3068	TWILIGHT PINE	JB	50
3068	TWILIGHT PINE	SG	65
3068	TWILIGHT PINE	LT	104
3068	TWILIGHT PINE	NP	112
3068	TWILIGHT PINE	SF	128
3069	DESERT PINE	SG	65
3069	DESIRE PINE	LT	103
3069	DESIRE PINE	SF	126
3070	BLACK FLORENCE	SG	73
3071	GREY GOOSE	SG	57
3071	GREY GOOSE	HA	100
3071	GREY GOOSE	FT	105
3072	CALACATTA MARBLE	SG	60
3072	CALACATTA MARBLE	HA	97
3073	SMOKED OAK	JB	49
3073	SMOKED TEAK	SG	69
3073	SMOKED TEAK	LT	101
3073	SMOKED TEAK	SF	127
3074	CYLINDRICAL OAK	KP	52
3074	CYLINDRICAL OAK	SG	70
3074	CYLINDRICAL OAK	LT	102
3075	ZAMBIAN WOOD	SG	67
3076	WHITE BUCK TEAK	KP	51

DESIGN NUMBER	DESIGN NAME	FINISH NAME	PAGE NO.
3076	WHITE BUCK TEAK	SF	125
3077	LIGHT CAIRO	SF	124
3078	DARK CAIRO	SF	124
3081	DALTON ALPHA	LO	44
3081	DALTON ALPHA	FT	107
3081	DALTON ALPHA	SF	125
3082	FLAVIO ALPHA	LO	44
3082	FLAVIO ALPHA	FT	107
3082	FLAVIO ALPHA	SF	125
3083	ETERNITY LIGHT WOOD	VM	46
3083	ETERNITY LIGHT WOOD	SF	127
3084	ETERNITY DARK WOOD	VM	46
3084	ETERNITY DARK WOOD	SF	127
3085	URBAN ASH WOOD	LO	44
3085	URBAN ASH WOOD	SG	65
3085	URBAN ASHWOOD	CC	94
3085	URBAN ASH WOOD	SF	126
3086	HOOKED ACACIA	LO	44
3086	HOOKED ACACIA	SG	65
3086	HOOKED ACACIA	CC	94
3086	HOOKED ACACIA	SF	126
3087	BRAN KRAKATO	SM	41
3087	BRAN KRAKATO	SG	71
3088	CANGO VERTICAL WALNUT	SG	68
3088	CONGO VERTICAL WALNUT	SF	128
3089	WOOD BURST DAMASK	VM	45
3089	WOOD BURST DAMASK	SG	68
3089	WOOD BURST DAMASK	SF	129
3090	CONGO WHITE WALNUT	VM	45
3090	CONGO WHITE WALNUT	SG	67
3090	CONGO WHITE WALNUT	SF	128
3091	RICH MIRAGE	FW	32
3091	RICH MIRAGE	MB	36
3091	RICH MIRAGE	SF	122
3092	DARK MIRAGE	FW	32
3092	DARK MIRAGE	MB	36
3092	DARK MIRAGE	SF	123
3093	APEX WOOD	SG	66
3093	APEX WOOD	SF	122
3094	ELEVATED JATOVA	SG	62
3094	ELEVATED JATOVA	FT	108
3095	ELEVATED VICTOR	SG	61
3095	ELEVATED VICTOR	FT	108
3096	CARINO ALPHA	FM	22
3096	CARINO ALPHA	FW	33
3096	CARINO ALPHA	SG	64
3096	CARINO ALPHA	SF	125
3097	INTORTA WOOD	CF	28
3097	INTORTA WOOD	SG	64
3098	PAMET WOOD	FW	33
3098	PAMET WOOD	SG	66
3098	PAMET WOOD	SF	122
3099	BLACK	FTTL	80
314	DUTCH KOAWOOD	SG	74
314	DUTCH KOAWOOD	OV	116
314	DUTCH KOAWOOD	PL	117
318	COTTAGE SOLAND	MB	36
318	COTTAGE SOLAND	SG	69
318	COTTAGE SOLAND	SF	123
3212	SPLENDID BEIGE	SG	75
3212	SPLENDID BEIGE	SK	83
3212	SPLENDID BEIGE	SF	85
3215	CAPPUCINO	SG	75
3215	CAPPUCINO	TL	80
3215	CAPPUCINO	SF	85
3217	MOSS GREEN	SG	75
3223	SERENE BLUE	SG	76
3225	DARK GREY	SG	76
3225	DARK GREY	SK	83
3225	DARK GREY	SF	85
3228	BLACK CURRENT	SG	76
3228	BLACK CURRENT	SF	85
3236	UNIVERSAL GREY	SG	75
3236	UNIVERSAL GREY	FL	83
3236	UNIVERSAL GREY	SF	85
3252	EVEREST WHITE	SG	75
3252	EVEREST WHITE	PU	84
3252	EVEREST WHITE	SF	85
3252	EVEREST WHITE	OV	115
3252	EVEREST WHITE	GA	120
3253	FROSTY WHITE	CF	31
3253	FROSTY WHITE	SG	75
3253	FROSTY WHITE	FT	78
3253	FROSTY WHITE	TL	80
3253	FROSTY WHITE	FT TL	80
3253	FROSTY WHITE	SK	83
3253	FROSTY WHITE	FL	83
3253	FROSTY WHITE	SF	85
3253	FROSTY WHITE	CC	95
3254	IVORY	SG	75
3254	IVORY	SF	85
3255	DARK BEIGE	SF	85
3264	LEMON YELLOW	SG	75
3265	LIGHT BEIGE	SG	75
3265	LIGHT BEIGE	FL	83
3265	LIGHT BEIGE	SF	85
3266	PETROL BLUE	SG	76
3266	PETROL BLUE	SF	85
3267	CHARCOAL	SG	75

DESIGN NUMBER	DESIGN NAME	FINISH NAME	PAGE NO.
3267	CHARCOAL	SK	83
3267	CHARCOAL	SF	85
3271	FROST GREY	SG	75
3271	FROST GREY	FT	78
3271	FROST GREY	SF	85
3271	FROST GREY	CC	96
3272	ACASIA GREEN	SG	75
3272	ACASIA GREEN	SF	85
3272	ACASIA GREEN	CC	95
3273	POWDER PINK	CF	31
3273	POWDER PINK	SG	75
3273	POWDER PINK	FT	78
3273	POWDER PINK	PU	84
3273	POWDER PINK	SF	85
3274	COLD WHITE	SG	75
3274	COLD WHITE	FT	78
3274	COLD WHITE	SF	85
3275	BLACK	SF	85
3276	FOND GREY	SG	76
3276	FOND GREY	FT	78
3276	FOND GREY	SF	85
3277	MODERN GREY	SG	75
3277	MODERN GREY	SF	85
3278	ENGLISH GREEN	SG	76
3278	ENGLISH GREEN	FT	78
3279	KHYBER BLUE	SG	76
3279	KHYBER BLUE	FT	78
3280	DESIRE BLUE	SG	76
3280	DESIRE BLUE	FT	77
3280	DESIRE BLUE	CC	96
3281	OCEAN BLUE	SG	76
3281	OCEAN BLUE	FT	77
3282	VIOLET	SG	76
3282	VOILET	FT	77
3283	SMOKED SALMON	SG	76
3283	SMOKED SALMON	FT	77
3284	NUTMEG	SG	76
3284	NUTMEG	FT	77
3284	NUTMEG	FT	110
3285	DOVE GREY	CF	31
3285	DOVE GREY	SG	76
3285	DOVE GREY	FT	78
3285	DOVE GREY	PU	84
3285	DOVE GREY	FT	110
3286	HERSHAY GREY	SG	76
3286	HERSHEY GREY	FT	77
3286	HERSHEY GREY	PU	84
3287	MORNING GLORY	CF	31
3287	MORNING GLORY	SG	76
3287	MORNING GLORY	FT	78
3288	EGG WHITE	SG	75
3295	MONT BLANC MARBLE	CF	26
3295	MONT BLANC MARBLE	SG	56
3295	MONT BLANC MARBLE	ST	88
3296	GREY WILLIAM MARBLE	SG	58
3296	GREY WILLIAM MARBLE	ST	92
3296	GREY WILLIAM MARBLE	FT	106
3297	RIO WHITE MARBLE	FG	23
3297	RIO WHITE MARBLE	SG	56
3297	RIO WHITE MARBLE	ST	89
3297	RIO WHITE MARBLE	FT	106
3298	BIANCO MARBLE	FG	24
3298	BIANCO MARBLE	CF	30
3298	BIANCO MARBLE	SG	56
3298	BIANCO MARBLE	ST	89
3298	BIANCO MARBLE	FT	106
3311	SLATE GREY	SG	82
3311	SLATE GREY	HL	83
3312	ALMOND BEIGE	SG	82
3313	CANDY WHITE	SM	41
3313	CANDY WHITE	SG	81
3313	CANDY WHITE	HL	83
3314	ALMOND GREY	SG	82
3315	SAND BROWN	SG	82
3315	SAND BROWN	HL	83
3316	SILVER COIN	SG	82
3317	FORGED GREEN	SG	82
3501	FEBRICANO INN	DSP	16
3502	CLASSIC COMPRARE	DSP	18
3505	PORTARE	DSP	19
3507	ABSTRACT GREY	DFT	20
3508	CROWN ABSTRACT	DSP	18
3509	HIGH DIGI CANO	DSP	15
3510	CLASSICAL MATRIX	DSP	19
3511	TORANO DIGI STONE	DST	12
3512	UNIQUE DIGI CANO	DSP	14
3513	CANE DIGICANO	DSP	13
3901	FOIL SILVER	FO	86
3902	FOIL GOLD	FO	86
3903	FOIL COPPER	FO	86
3904	FOIL BRONZE	FO	86
3911	PEARL WHITE	AC	79
3912	PIGEON GREY	AC	79
3913	GRAPHITE GREY	AC	79
3914	PERFECT BEIGE	AC	79
3915	RUSSETT	AC	79
3916	SUMMER GREY	AC	79
3917	FLUTED GREY	AC	96
3918	FLUTED BEIGE	AC	96

PROPERTIES	Specified Values as per IS:2046-1995 Type S, HGS	KRIDHA LAM CONFIRMS
Thickness	1 mm (± 0.05mm)	✓
Resistance to surface wear	>200 (revolution)	✓
Resistance to immersion in boiling water - Mass increase (%) - Thickness increase (%)	8 (Maximum) 10 (Maximum)	✓ ✓
Resistance to dry heat 180°C	Not worse than 4	✓
Dimensional stability at deviated temperature - Longitudinal (%) - Transverse (%)	0.5 (Maximum) 0.9 (Maximum)	✓ ✓
Dimensional stability at 20°C - Longitudinal (%) - Transverse (%)		✓ ✓
Resistance to impact by small diameter ball	17.5 N (Minimum)	✓
Resistance to cracking	Not worse than 4	✓
Resistance to scratching	2 N (Minimum)	✓
Resistance to staining	Not worse than 5	✓
Resistance to colour change (wool standards) - In Xenon arc light - In enclosed Carbon arc light	Not worse than 6 Not worse than 5	✓ ✓
Resistance to cigarette burns	Not worse than 3	✓
Resistance to steam	Not worse than 4	✓
Appearance	Should be free from foreign particles	

**PRODUCT** : Paper based Decorative Laminate Sheets    **SIZE** 2440 x 1220 mm

**THICKNESS** : 1mm (± 0.05 mm)

**FINISH** : Digital, Chiffon, Fiber Wood, Moabi, Sunrise Marble, Lauren Oak, Veneer Master Piece, Jatoba, Kossipo, Satvario Gloss, Pastel Colors (silkly Matt), Acrylic Glitter , Twinkle Lustrous, Metallic, Polyester Finish, Release Paper Floss, Release Paper Silky, Henza Leather, Stonex, Criss Cross, Hemera, Lauro Preto, Feather Touch, Natural Pride, Olivera, Lustrours, Pebble, Sucupira, Gongalo Alves, Suede Finish, Suede Finish Color, Foil

**MAINTENANCE** : Clean with mild soap solutions or house hold detergent, abrasive cleaners should not be used, it is recommended for vertical use only. Avoid direct Asunlight.

**RESISTANCE** : To surface wear, immersion in boiling water, dry heat, impact by small dia. Ball, cigarette burns, staining, scratches, color change in xenon light.